



**WORDsearch** Bible  
Powered by LifeWay

**Sales/Customer Service - 800-888-9898**

**Or**

**Tech Support - 888-854-8400**

**Dear Customer,**

**Have you received a new computer?**

**Have you installed a new operating system ?**

**Have you had your old computer re-formatted?**

**Have the links that were emailed previously expired?**

**Now you need your WORDsearch 10 or 11 program.**

***The following presentation will help you accomplish that for yourself.***



**WORDsearch** Bible  
Powered by LifeWay

**Sales/Customer Service - 800-888-9898**

**Or**

**Tech Support - 888-854-8400**

**You are now able to get your own Software download.**

**Here is how:**

- 1. Navigate to [www.wordsearchbible.com](http://www.wordsearchbible.com) and Sign In.**
- 2. Select "Your Account" from the same area in the upper right hand corner as when you signed in.**
- 3. Click on the "Products Owned" under My Library**
- 4. Click on the "Sort:" feature and select "Downloads".**
- 5. Click on the Download button under the selection that you want. It will automatically start the download process to your computer.**

***See the Step by Step Instructions in the following presentation.***

Step 1: Please Select Sign In



Create one here.' A red arrow points from the text 'Put in your Email address and Password' to the email and password input fields." data-bbox="195 169 979 962"/>

Put in your Email address  
and Password

WORDsearch Bible  
Powered by LifeWay

QuickVerse

Sign in | Sign up  
(800) 888-9898

Home On Sale Free Books Training Support About Coupons Blog

Sign in

Email  
YourEmailAddress@email.com

Password  
\*\*\*\*\*

Remember me

Login

[Forgot your password?](#)

Don't have an account yet? [Create one here.](#)

Shop online or call:  
800-888-9898

Like us on Facebook

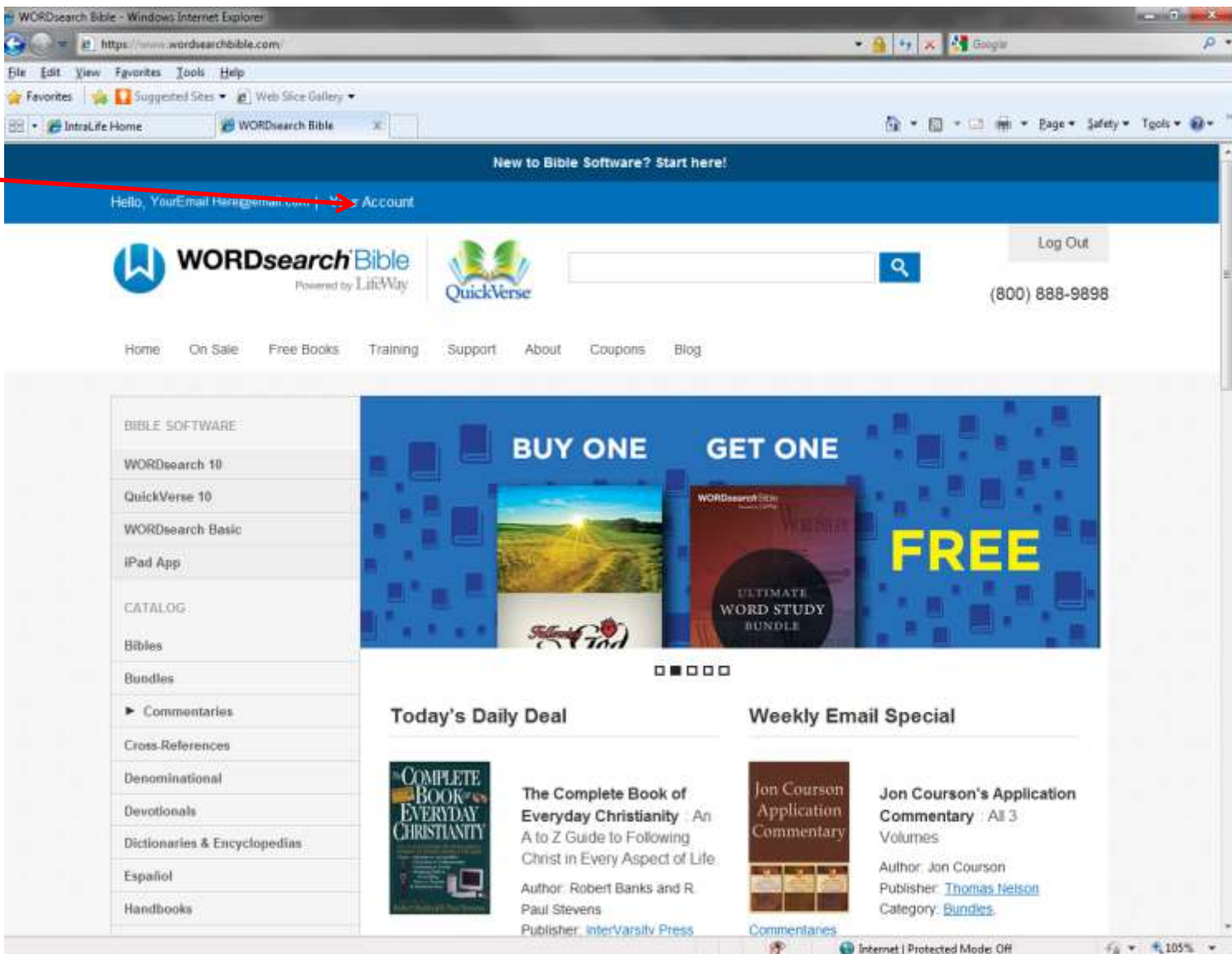
Site Map  
Home  
On Sale  
Free Books

Product Categories  
Bibles  
Bundles  
Commentaries

My Account  
Please sign in  
or sign up

Internet | Protected Mode: Off 105%

Step 2:  
Click on the  
Your Account



The screenshot shows the WORDsearch Bible website interface. At the top, a blue navigation bar contains the text "Hello, YourEmail Here@gmail.com" followed by a right-pointing arrow and the word "Account". A red arrow from the text "Step 2: Click on the Your Account" points to this "Account" link. Below the navigation bar is the main header area with the WORDsearch Bible logo, the QuickVerse logo, a search bar, and a "Log Out" button. A phone number "(800) 888-9898" is also visible. A horizontal menu below the header lists: Home, On Sale, Free Books, Training, Support, About, Coupons, and Blog. The main content area features a large promotional banner for "BUY ONE GET ONE FREE" with images of Bible software boxes. Below the banner are two sections: "Today's Daily Deal" featuring "The Complete Book of Everyday Christianity" and "Weekly Email Special" featuring "Jon Courson's Application Commentary". A left sidebar contains a navigation menu with categories like BIBLE SOFTWARE, CATALOG, and various Bible study resources.





**WORDsearch**Bible  
Powered by LifeWay

**Sales/Customer Service - 800-888-9898**  
**Or**  
**Tech Support - 888-854-8400**

WORDsearch Bible - Windows Internet Explorer  
https://www.wordsearchbible.com/users/142811

File Edit View Favorites Tools Help

Favorite Suggested Sites Web Slice Gallery

IntraLife Home WORDsearch Bible

New to Bible Software? Start here!

Hello, YourEmailHere@email.com | Your Account

WORDsearch Bible Powered by LifeWay QuickVerse

Log Out (800) 888-9898

Home On Sale Free Books Training Support About Coupons Blog

**My Account Settings**  
Change My Profile  
[Update Address](#)

**My Credit Cards**  
[Manage Cards](#)

**Email Options**  
[Change Email Address](#)  
[Change Options](#)

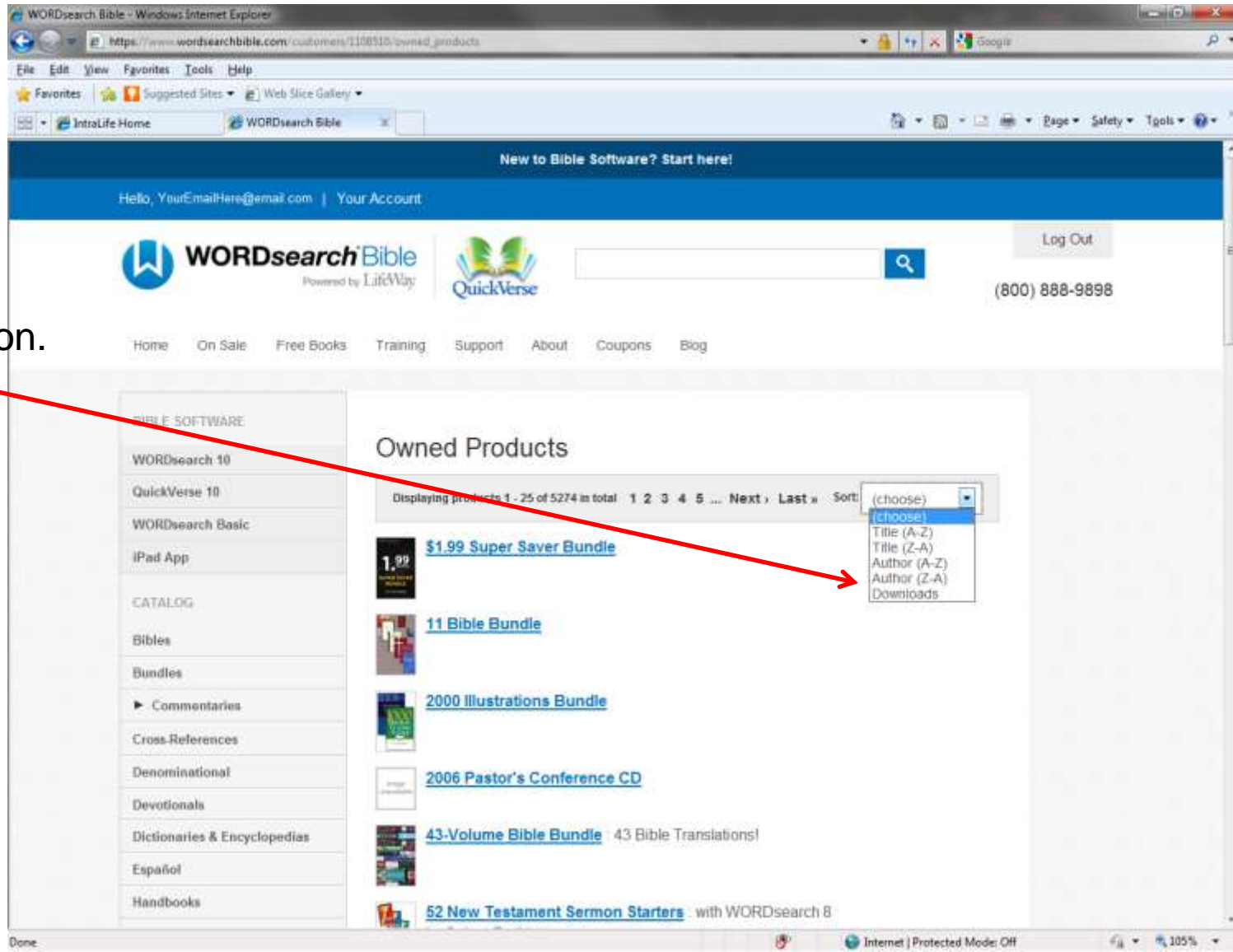
**My Wish List**  
[Products Wanted](#)

**My Library**  
[Products Owned](#)

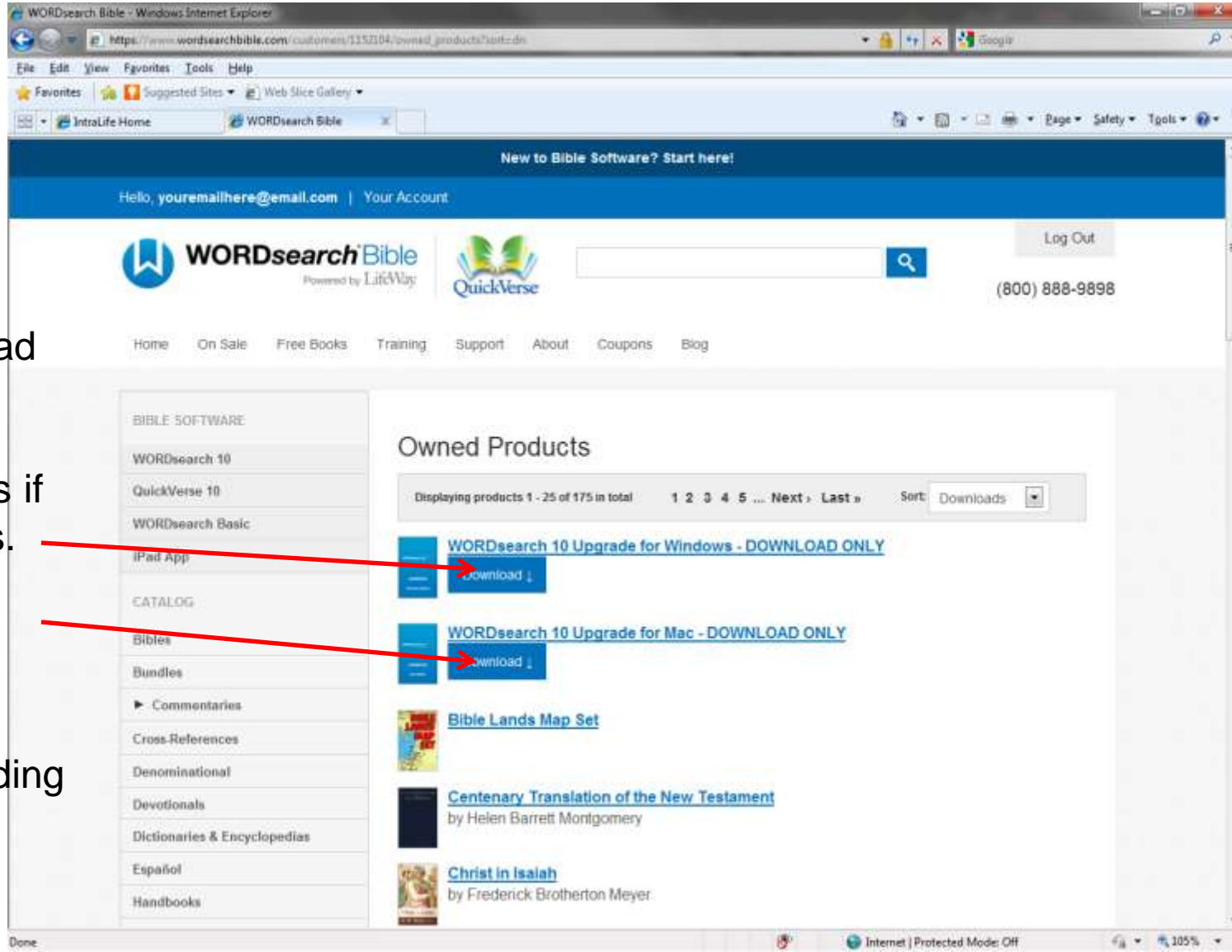
**Unlock My Products**

Step 3:  
Click on Products  
Owned in the  
Account Settings  
Page.

Step 4:  
Click on the Sort  
and select the  
Downloads selection.



The screenshot shows a web browser window displaying the WORDsearch Bible website. The page title is "Owned Products" and it shows a list of products. A red arrow points from the text "Step 4: Click on the Sort and select the Downloads selection." to a dropdown menu in the "Sort:" field. The dropdown menu is open, showing the following options: "(choose)", "(choose)", "Title (A-Z)", "Title (Z-A)", "Author (A-Z)", "Author (Z-A)", and "Downloads". The "Downloads" option is highlighted in blue. The website header includes the WORDsearch Bible logo, a search bar, and a "Log Out" button. The navigation menu includes "Home", "On Sale", "Free Books", "Training", "Support", "About", "Coupons", and "Blog". The product list includes items like "\$1.99 Super Saver Bundle", "11 Bible Bundle", "2000 Illustrations Bundle", "2006 Pastor's Conference CD", "43-Volume Bible Bundle", and "52 New Testament Sermon Starters".



WORDsearch Bible - Windows Internet Explorer  
https://www.wordsearchbible.com/customers/1152104/owned\_products?sort=dn

File Edit View Favorites Tools Help

Home WORDsearch Bible

New to Bible Software? Start here!

Hello, youremailhere@email.com | Your Account

WORDsearch Bible Powered by LifeWay QuickVerse Log Out (800) 888-9898

Home On Sale Free Books Training Support About Coupons Blog

BIBLE SOFTWARE

- WORDsearch 10
- QuickVerse 10
- WORDsearch Basic
- iPad App

CATALOG

- Bibles
- Bundles
- Commentaries
- Cross-References
- Denominational
- Devotionals
- Dictionaries & Encyclopedias
- Español
- Handbooks

Owned Products

Displaying products 1 - 25 of 175 in total 1 2 3 4 5 ... Next > Last > Sort: Downloads

- [WORDsearch 10 Upgrade for Windows - DOWNLOAD ONLY](#)  
Download
- [WORDsearch 10 Upgrade for Mac - DOWNLOAD ONLY](#)  
Download
- [Bible Lands Map Set](#)
- [Centenary Translation of the New Testament](#)  
by Helen Barrett Montgomery
- [Christ in Isaiah](#)  
by Frederick Brotherton Meyer

Done Internet | Protected Mode: Off 105%

Step 5:  
Select the Download  
that you want.  
Remember;  
Select for Windows if  
you have Windows.  
Select for Mac if  
You have a MAC

This will start the  
setup file downloading  
to your computer.  
Save the file and  
run later.



Your MAC Download will look like this



A screenshot of a product page for 'WORDsearch 11 Upgrade for Mac - Download Only'. The product title is in blue text with a small icon to its left. Below the title is a blue 'Download ↓' button. A red arrow points from the text 'Your MAC Download will look like this' to the 'Download ↓' button. Below the product information is a pagination bar with the text 'Displaying products 26 - 50 of 7575 in total', navigation links '« First ‹ Prev 1 2 3 4 5 6 ... Next › Last »', and a 'Sort:' dropdown menu set to 'Downloads'.

Your Windows Download will look like this



A screenshot of a product page for 'WORDsearch 11 Upgrade for Windows - Download Only'. The product title is in blue text with a small icon to its left. Below the title is a blue 'Download ↓' button. A red arrow points from the text 'Your Windows Download will look like this' to the 'Download ↓' button.



**WORDsearch** Bible  
Powered by LifeWay

**Sales/Customer Service - 800-888-9898**

**Or**

**Tech Support - 888-854-8400**

**For More Information do not hesitate to call or Email.**

**Sales/Customer Service:**

Email: [Sales@WORDsearchBible.com](mailto:Sales@WORDsearchBible.com)

Toll-Free Telephone Number: 800.888.9898

Local Telephone Number: 512.615.9444

Hours: Mon.- Fri. 8am - 8pm (CST), Sat. 10am - 5pm (CST)

**Tech Support:**

Email: [Support@WORDsearchBible.com](mailto:Support@WORDsearchBible.com)

Toll-Free Telephone Number: 888.854.8400

Local Telephone Number: 512.835.6900

Hours: Mon.- Fri. 9am - 5pm (CST)

**End of Presentation**